


# PACIFIC DOLPHINS CLASS KS2 SRP Homework Term 4—The Lighthouse Keeper’s Lunch

| Remembering  | Understanding   | Applying   | Analysing  | Creating   | Evaluation  |
|--|---|--|--|--|---|
| Remember and act out the story. You could act it out with toys or make puppets or ask your family to be the characters with you. How might the characters feel ?               | Our vocabulary focus is about food<br><br>Choose two of our focus words at a time and practise talking about what makes them the same and what makes them different. Use 'because 'in your talking. | The lunch was 'devoured' by the seagulls. Can you make a list of words which show different ways that people can eat their food?   | Use a map to look for the locations of lighthouses in our local area . Choose one to draw and find out 3 interesting facts about.                                  | Design and create a lunch box with a hidden anti seagull devise for Mr Grindling<br><br>Think about making it Seagull proof, spill proof , water proof ... | Plan a healthy lunch for the lighthouse keeper . How do you know it is healthy?<br><br>Does it include food from all the main food groups?  |
| Make a poster to remind us when to use a capital letter in our writing.<br><br>(proper nouns—names important places, the word I, beginning of a sentence, days of the week...) | Can you sort the words and tell us the reason you put each group together?  | Find out the weight of different items in a packed lunch. What is the total weight?<br><br>OR Choose two types of sandwich and make a Venn diagram to show which children like / don't like each of them | There are lots of interesting words in the story (e.g. brazen, ingenious, consolingly). Can you find any words that you don't know and write a definition of them? | Write/ draw or make a cartoon strip of a sequel for the book, showing how the fisherman in the boat stopped the seagulls from eating his lunch             | The bulb in the lighthouse is a source of light. Can you think of any more?<br><br>Why might people use candles for light?<br><br>Are candles a good source of light? Why/ Why not? |





Please select one homework task each week. . Use your imagination to decide how to present your work.

When you have completed the task, colour in the matching colour on the rainbow.

Please try to read with your child every day. Help them to practise any spellings

Please bring homework in on a **Tuesday**.

If the ideas on the Home work grid feel a little too challenging, here are some simpler ones and a link to watch the story.



<https://www.youtube.com/watch?v=46wCRq50Wwg>

## The Lighthouse Keeper's Lunch Home Learning Challenge

Write a shopping list for the ingredients you would put in your favourite sandwich.

Mr. Grinling has to go to the lighthouse come rain or shine. Can you draw the clothes he would need to take with him on a rainy day?

Draw a picture of a lighthouse. Choose 2 colours and decorate it with a repeating stripy pattern, like Mr. Grinling's lighthouse.

Help someone at home when they are making lunch. Talk to them about how to stay safe in the kitchen.

Mr. Grinling has a very busy day. Write down one thing he does in the morning, one thing he does during the day and then one thing he does at night-time.

Hamish the cat felt scared when he had to go in the basket. What could you do to make Hamish feel better?

# KS2 DOLPHINS Class Term 4 Vocabulary Focus

| Anchor       | Goldilocks | Step on   |
|--------------|------------|-----------|
| Snack        | Picnic     | Feast     |
| Sandwich     | Wrap       | Baguette  |
| Fruit        | Vegetable  | Salad     |
| Cake         | Tart       | Gateaux   |
| Sausage roll | Pie        | Quiche    |
| Cheese       | Brie       | Stilton   |
| Cutting      | Chopping   | Spreading |
| Mixing       | Grating    | Peeling   |

|   |  |   |
|---|--|---|
| <br>Where?       | <br>When?           | <br>Who?   |
| <br>What?      | <br>What doing?   | <br>How? |
| <br>What like? | <br>What feeling? | <br>Why? |

