

PS4

You can set up the PS4 to prevent access to games and videos which may not be suitable for the age of the child using the console. The parental control features on the PS4 require you to be signed into an account on the console. This can be a completely new account, or your PSN account from another PlayStation console.

PlayStation Network

If you don't have one already, you will need to set up a PlayStation Network account to use many of the online features of the PS4.

Sony provides two types of PlayStation Network accounts, Master and sub-accounts. Master accounts are for users over 18, while sub-accounts are for users aged 7 to 17. Only a master account holder can set up a sub-account, and the master account holder is responsible for and should supervise the sub-account holder (see Terms of Service at <https://www.playstation.com/en-gb/legal/> for more information). As a master account holder, you can set controls to limit what your child can see and do on the PlayStation Network.

For more information on Master and Sub Accounts please visit http://faq.en.playstation.com/app/answers/detail/a_id/169/~/-/sub-accounts-and-master-accounts.

Parental Controls

Parental Controls can usually be found either on the home screen, or in the system or security settings. Their exact location and options available are subject to change with system updates. We advise that you periodically review the parental controls to ensure they still meet your security requirements. For the latest information, refer to the online user's guide at <http://manuals.playstation.net/document/gb/ps4/>.

As these controls affect the operation of your PS4, you may, at times choose to override them to allow an adult to access content.

There are two options for setting up the parental controls on your PS4:

- First you will need to log in to each user account on the console and restrict their access to content individually.
- Additionally, you can choose to link your children's accounts to your own using the Master and Sub Accounts feature which gives you the option to restrict a sub accounts access to online chat, user generated content, and monthly spending abilities.

1. Power on your console and sign in to an account (either the Master Account if you wish

to use the Sub Account Management feature or the account you want to restrict if you wish to modify their parental control settings).

2. From the 'home' screen, scroll up, then right to 'Settings', then down to 'Parental Controls'.



3. Here you can choose to restrict the use of PS4 features or manage a sub account.

Restrict Use of PS4 Features*



**This setting applies to all users on the PS4 system.*

These controls are protected by a 4-digit passcode. **We advise you not to share the**

passcode with your child. Change the password required to play games or videos, or to use the Internet browser.
The default passcode is: 0000.



Application

This sets the Parental Control Level for playing an application (game) that has parental control restrictions. The lower the level selected, the tighter the restriction.

1. Select 'Allow' or choose from Parental Control Levels 1 to 11.



Parental Control Levels are not age ratings used by any specific rating body, and not all discs are encoded with them. For games, the Parental Control Levels correspond approximately to the following PEGI ratings:

- *PCL 1 can view content suitable for all ages but cannot view content for ages 3 and*

above.

- *PCL 2 can view content suitable for age 3 but cannot view content for ages 7 and above. PEGI 3.*
 - *PCL 3 can view content suitable for age 7 but cannot view content for ages 10 and above. PEGI 7.*
 - *PCL 4 can view content suitable for age 10 but cannot view content for ages 12 and above.*
 - *PCL 5 can view content suitable for age 12 but cannot view content for ages 15 and above. PEGI 12.*
 - *PCL 6 can view content suitable for age 15 but cannot view content for ages 16 and above.*
 - *PCL 7 can view content suitable for age 16 but cannot view content for ages 17 and above. PEGI 16.*
 - *PCL 8 can view content suitable for age 17 but cannot view content for ages 18 and above.*
 - *PCL 9 can view content suitable for age 18 but cannot view content for ages 18* and above. PEGI 18.*
 - *PCL 10 can view content suitable for age 18* but cannot view content for ages above 18.*
 - *PCL 11 can view all content.*
- * Applies to some video content.*

Blu-Ray Disc/DVD

Blu-Ray Disc

This sets the Parental Control Level for playing a Blu-ray Disc with parental control restrictions. The lower the level selected, the tighter the restriction.

1. Select 'Allow' or choose from Parental Control Levels 1 to 11.



Parental Control Levels are not age ratings used by any specific rating body, and not all discs are encoded with them. For Blu-Ray Discs, the Parental Control Levels correspond approximately to the following BBFC ratings:

- *PCL 2 = BBFC U*
- *PCL 3 = BBFC PG*

- *PCL 4 = BBFC 12/12A*
- *PCL 5 = BBFC 15*
- *PCL 7 = BBFC 18*

DVD

This sets the Parental Control Level for playing a DVD with parental control restrictions. The lower the level selected, the tighter the restriction.

1. Select 'Allow' or choose from Parental Control Levels 1 to 8.



Parental Control Levels are not age ratings used by any specific rating body, and not all discs are encoded with them. For DVDs, the Parental Control Levels correspond approximately to the following BBFC ratings:

- *PCL 2 = BBFC U*
- *PCL 3 = BBFC PG*
- *PCL 4 = BBFC 12/12A*
- *PCL 5 = BBFC 15*
- *PCL 7 = BBFC 18*

Country or Region for Parental Control

This sets the country or region for the disc's parental control restriction. [United States] is used for most discs.



Internet Browser

This restricts the ability to start the internet browser.

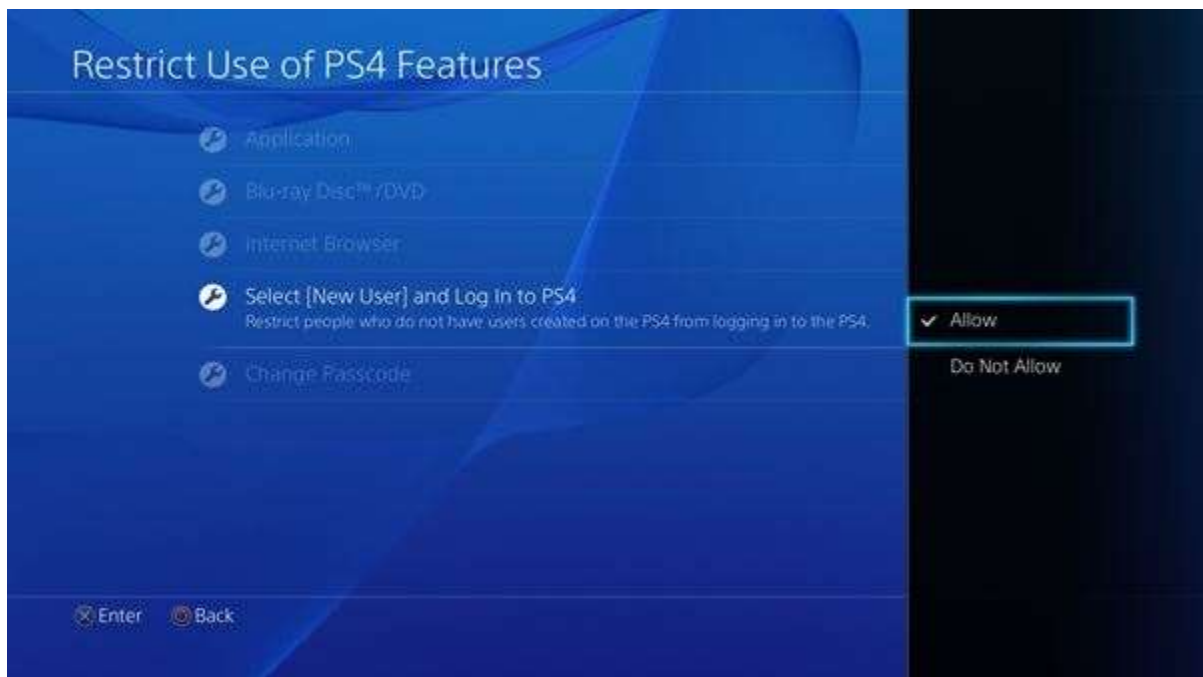
1. Select 'Allow' or 'Do Not Allow'.



Select [New User] and Log In to PS4

This restricts people who do not have users created on the PS4 from logging in to the PS4.

1. Select 'Allow' or 'Do Not Allow'.



Change Password

These controls are protected by a 4-digit passcode. **We advise you not to share the passcode with your child.** Change the password required to play games or videos, or to use the Internet browser.

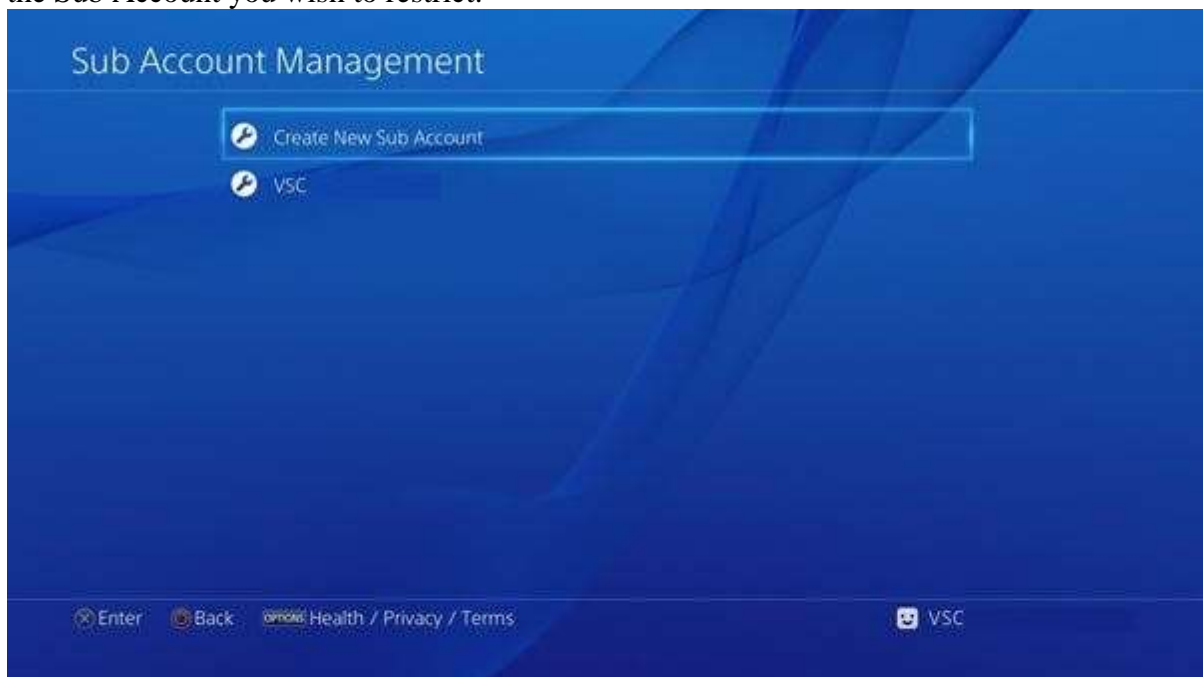
The default passcode is: 0000.



Sub Account Management



1. Create a new Sub Account if you don't already have any linked to this account or select the Sub Account you wish to restrict.



Create New Sub Account



Create sub accounts for children in your household to manage their online experience. You can only set parental controls for a sub account from its master account.

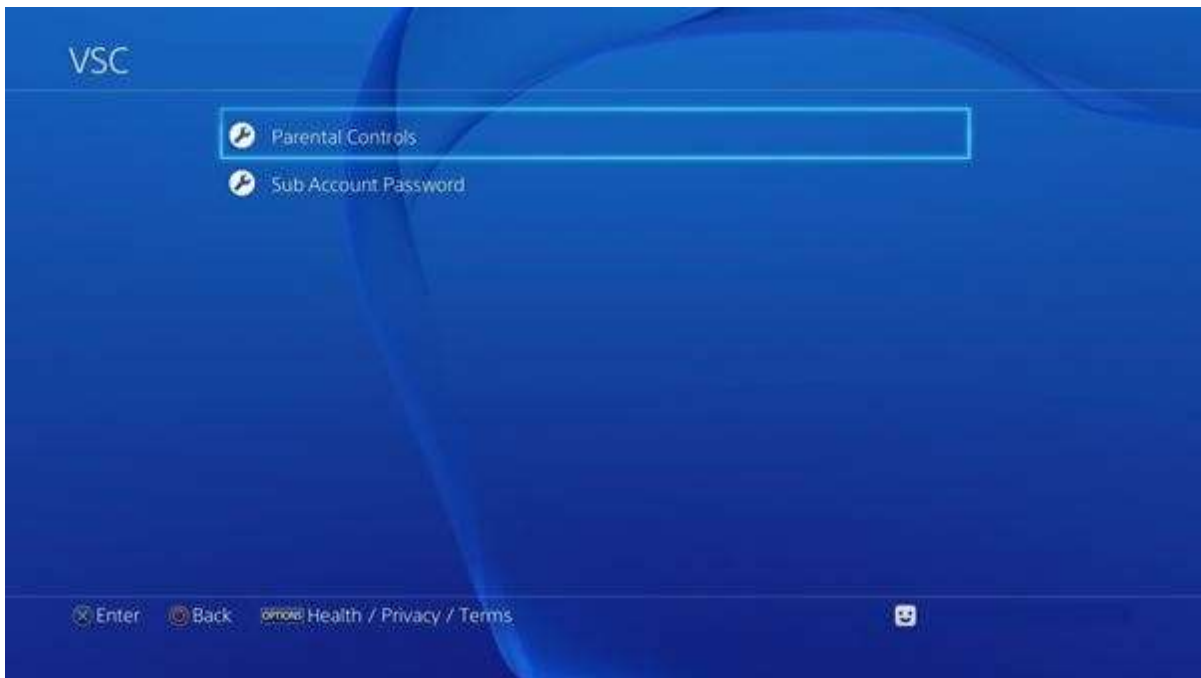
Use parental controls to allow or block all text, voice and video chat in games, applications and system software features, as well as access to and sharing of video and pictures created or imported by other PS4 users. Parental controls cannot prevent video capture of the sub account user's online gameplay.

Goods and services purchased from the PlayStation Store by a sub account will be funded from the master account holder's wallet.

Only the Master Account holder can add funds to their wallet (using a credit card or other funding option).

For more information, visit <https://eu.playstation.com/parents>.

1. Create User
 2. Enter the sub account user's language and date of birth.
 3. *To create an account for your child (sub account), you must provide personal information for your child. Some Sony Entertainment Network services are provided by partners such as game publishers. If your child accesses such services, the personal information for your child will be disclosed to these companies. If you agree to provide the personal information for your child, select [Next] to proceed. A message will be sent from Sony Entertainment Network to the e-mail address for the master account. Follow the instructions in the message to create a sub account using a PC.*
2. Choose to modify the sub accounts parental controls, or change their password.



Parental Controls

Set parental controls to tailor this sub account user's online experience.



1. Chat/Message – Allow or block text, voice and video chat.
2. User-Generated Media – Allow or block viewing and sharing of user-generated video and images.
3. Monthly Spending Limit – Limit the total amount the sub account can spend on content in a calendar month. Funds can only be added to the wallet by the master account.
4. For further information on any of the above options, select 'Learn More'.

For further information please visit Sony
at <http://manuals.playstation.net/document/gb/ps4/>.